

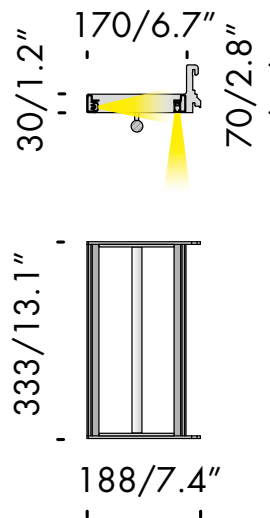


Fixture Type                   Moduled system  
Materials                       Aluminum  
Finish                            Polished aluminum

Lamp Type                     LED  
Lamp Quantity                2  
Lamp Included                Yes  
Wattage                        8.6 W  
Input Voltage                 24 Vdc  
Delivered Lumens            825  
Kelvin Temperature         3000 K  
CRI                             95  
Power S Type                 Driver  
Power S Quantity            Up to 9 fixtures  
Power S Location            Remote  
Dimming Type                N/A

Designer:                     Viabizzuno

Listings                        ETL  
                                      DRY





brevettato · patented  
premio · award euroshop retail trend 2014



*sistema di montanti elettrici e mensole illuminanti per interni realizzati in una speciale lega conduttrice.*

*montanti disponibili con lunghezze di 2000mm/78.7" e 3000mm/118.1".*

*modelli:*

*montantelettrico ma1 con gola singola, dimensioni 12x20mm/0.5x0.8"*

*per fissaggio a vista o a incasso,*

*montantelettrico ma2 con gola doppia, dimensioni 24x20mm/0.9x0.8"*

*per fissaggio a vista o a incasso,*

*montantelettrico mb1 con gola singola, dimensioni 39x20mm/1.5x0.8"*

*per fissaggio a scomparsa totale,*

*montantelettrico mb2 con gola doppia, dimensioni 54x20mm/2.1x0.8"*

*per fissaggio a scomparsa totale.*

*cablati con sorgenti elettroniche lineari, con limitatore di corrente integrato, 3000K 13W/m 24Vdc.*

*men sole: disponibili con profondità fino a 500mm/19.7" e lunghezza fino a 979mm/38.5",*

*la lunghezza 510mm/20.1" può essere inserita all'interno di mobili con moduli di 600mm/23.6".*

*modelli:*

*men sole 01 con doppia emissione,*

*men sole 02 con doppia emissione e appenderia,*

*men sole 03 senza sorgente luminosa,*

*men sole 04 con singola emissione e binario elettrificato predisposto per micromen orientabile 1W 12°, 13°, 23° o 25°, 55x13mm/2.2x0.5" h.25mm/1".*

*accessori: vetro trasparente extrachiario o nero; ripiani porta spezie, porta oggetti,*

*modulo lineare multifunzionale. finiture: telaio in alluminio lucido, nero, ottone ap-s; vetro trasparente extrachiario o nero.*

*dry location rated shelf system with electrified vertical rods (montantelettrico) for interior use, made of a special conductive alloy.*

*vertical rods available in the following lengths: 2000mm/78.7" and 3000mm/118.1".*

*versions:*

*montantelettrico ma1 with single tray, sizes 12x20mm/0.5x0.8"*

*for visible or recessed fixing,*

*montantelettrico ma2 with double tray, sizes 24x20mm/0.9x0.8"*

*for visible or recessed fixing,*

*montantelettrico mb1 with single tray, sizes 39x20mm/1.5x0.8"*

*for fully concealed fixing,*

*montantelettrico mb2 with double tray, sizes 54x20mm/2.1x0.8"*

*for fully concealed fixing.*

*wired with linear led sources 3000K 13W/m 24Vdc with current limiter integrated.*

*men sole available with depth up to 500mm/19.7" and length up to 979mm/38.5".*

*510mm/20.1" length can be inserted inside pieces of furniture with 600mm/23.6" modules.*

*versions:*

*men sole 01 with double emission,*

*men sole 02 with double emission and clothes hangers,*

*men sole 03 without light source,*

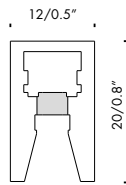
*men sole 04 with single emission and electrified track designed to accommodate the 1W 12°, 13°, 23° or 25° adjustable micromen spotlight, 55x13mm/2.2x0.5" h.25mm".*

*accessories: extra-clear transparent or black glass; shelves for spices, objects, multifunctional linear module.*

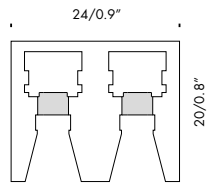
*finishes: polished aluminium, black, ottone ap-s frame; extra-clear transparent or black glass.*



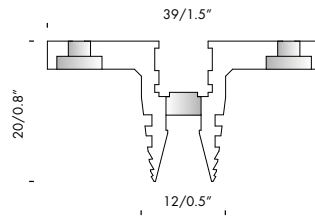
montantelettrico



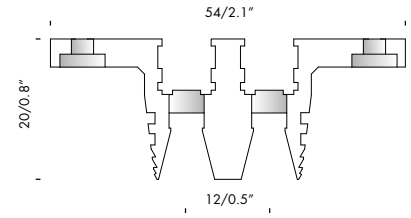
montantelettrico ma1  
2000/3000mm  
78.7"/118.1"  
scala · scale 1:1



montantelettrico ma2  
2000/3000mm  
78.7"/118.1"  
scala · scale 1:1



montantelettrico mb1  
2000/3000mm  
78.7"/118.1"  
scala · scale 1:1



montantelettrico mb2  
2000/3000mm  
78.7"/118.1"  
scala · scale 1:1



montaggio a vista o incasso · visible or recessed fixing

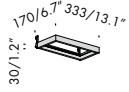


montaggio a scomparsa totale · fully concealed fixing

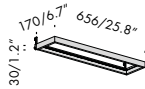


men sole  
profondità · depth 170mm/6.7"

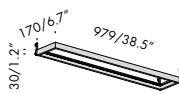
**170x333mm**  
**6.7x13.1"**



**170x656mm**  
**6.7x25.8"**

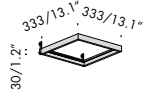


**170x979mm**  
**6.7x38.5"**

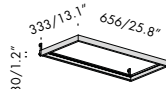


men sole  
profondità · depth 333mm/13.1"

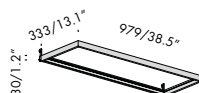
**333x333mm**  
**13.1x13.1"**



**333x656mm**  
**13.1x25.8"**



**333x979mm**  
**13.1x38.5"**

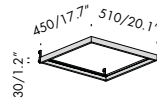


men sole  
profondità · depth 450mm/17.7"

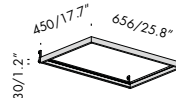
**450x333mm**  
**17.7x13.1"**



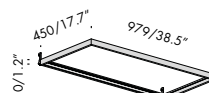
**450x510mm**  
**17.7x20.1"**



**450x656mm**  
**17.7x25.8"**

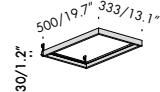


**450x979mm**  
**17.7x38.5"**

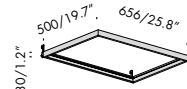


men sole  
profondità · depth 500/19.7"

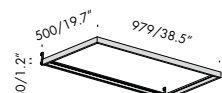
**500x333mm**  
**19.7x13.1"**

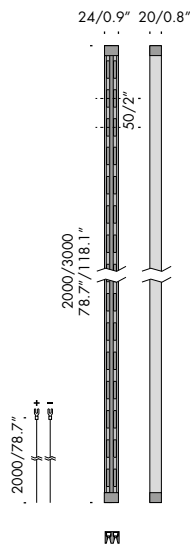
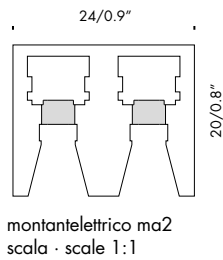
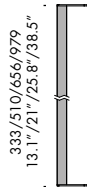
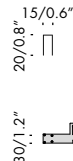
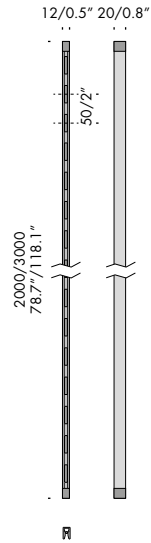
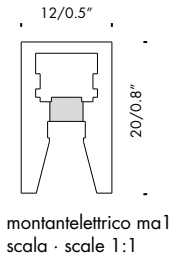


**500x656mm**  
**19.7x25.8"**



**500x979mm**  
**19.7x38.5"**



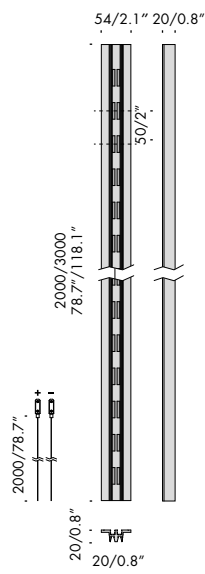
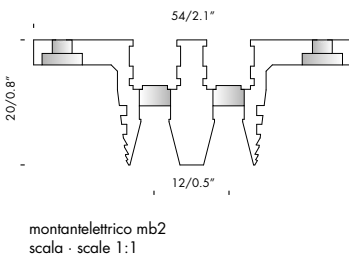
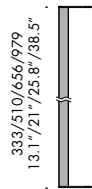
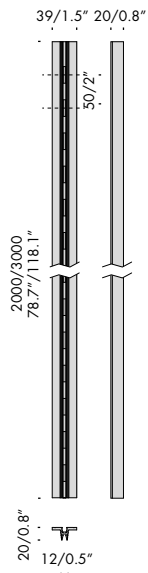
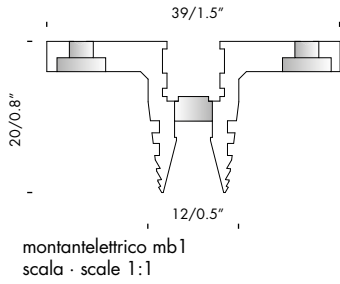


montantelettrico ma1		24Vdc		dry	
<b>Vb6.528.61</b>	alluminio lucido · polished aluminium	2000mm 78.7"	0,9kg 2lb		
<b>Vb6.528.62</b>	nero · black	2000mm 78.7"	0,9kg 2lb		
<b>Vb6.528.63</b>	ottone ap-s	2000mm 78.7"	0,9kg 2lb		
<b>f6.528.01.2</b>	alluminio lucido · polished aluminium	3000mm 118.1"	1,3kg 2.9lb		
<b>f6.528.02.2</b>	nero · black	3000mm 118.1"	1,3kg 2.9lb		
<b>Vb6.528.03</b>	ottone ap-s	3000mm 118.1"	1,3kg 2.9lb		

accessori. accessories.			
<b>f9.528.90</b>	isolante · insulating	3000mm 118.1"	0,3kg 0.7lb
<b>Vb9.528.100</b>	dima per installazione · installation template	333mm 13.1"	0,4kg 0.9lb
<b>Vb9.528.103</b>	dima per installazione · installation template	510mm 20.1"	0,6kg 1.3lb
<b>Vb9.528.101</b>	dima per installazione · installation template	656mm 25.8"	0,7kg 1.5lb
<b>Vb9.528.102</b>	dima per installazione · installation template	979mm 38.6"	0,9kg 2lb

montantelettrico ma2		24Vdc		dry	
<b>Vb6.528.71</b>	alluminio lucido · polished aluminium	2000mm 78.7"	1,7kg 3.7lb		
<b>Vb6.528.72</b>	nero · black	2000mm 78.7"	1,7kg 3.7lb		
<b>Vb6.528.73</b>	ottone ap-s	2000mm 78.7"	1,7kg 3.7lb		
<b>Vb6.528.76</b>	alluminio lucido · polished aluminium	3000mm 118.1"	2,5kg 5.5lb		
<b>Vb6.528.77</b>	nero · black	3000mm 118.1"	2,5kg 5.5lb		
<b>Vb6.528.78</b>	ottone ap-s	3000mm 118.1"	2,5kg 5.5lb		





**montantelettrico mb1** 24Vdc

<b>Vb6.528.81</b>	nero · black	2000mm 78.7"	1,4kg 3.1lb
<b>Vb6.528.86</b>	nero · black	3000mm 118.1"	2kg 4.4lb

**accessori. accessories.**

<b>Vb9.528.51</b>	morsetto di connessione per montantelettrico ma2, mb1 e mb2 connection clip for montantelettrico ma2, mb1 and mb2	0,3kg 0.7lb
<b>Vb9.528.100</b>	dima per installazione · installation template	333mm 13.1"
<b>Vb9.528.103</b>	dima per installazione · installation template	510mm 20.1"
<b>Vb9.528.101</b>	dima per installazione · installation template	656mm 25.8"
<b>Vb9.528.102</b>	dima per installazione · installation template	979mm 38.5"

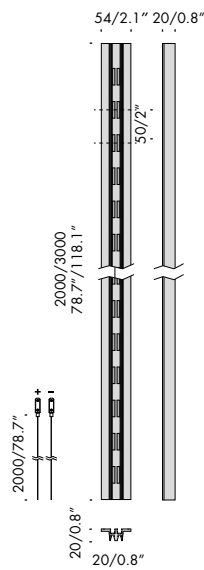
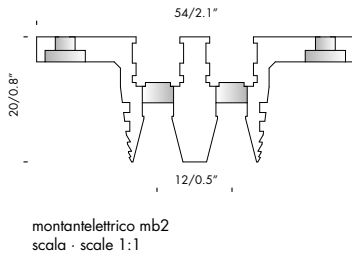
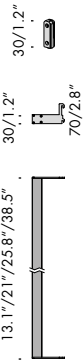
**montantelettrico mb2** 24Vdc

<b>Vb6.528.91</b>	nero · black	2000mm 78.7"	2kg 4.4lb
<b>Vb6.528.96</b>	nero · black	3000mm 118.1"	3kg 6.6lb



**accessori. accessories.**

<b>Vb9.528.51</b>	morsetto di connessione per montantelettrico ma2, mb1 e mb2 connection clip for montantelettrico ma2, mb1 and mb2	0,3kg 0.7lb
<b>Vb9.528.100</b>	dima per installazione · installation template	333mm 0,4kg 13.1" 0.9lb
<b>Vb9.528.103</b>	dima per installazione · installation template	510mm 0,6kg 20.1" 1.3lb
<b>Vb9.528.101</b>	dima per installazione · installation template	656mm 0,7kg 25.8" 1.5lb
<b>Vb9.528.102</b>	dima per installazione · installation template	979mm 0,9kg 38.5" 2lb



**montantelettrico mb2**

24Vdc



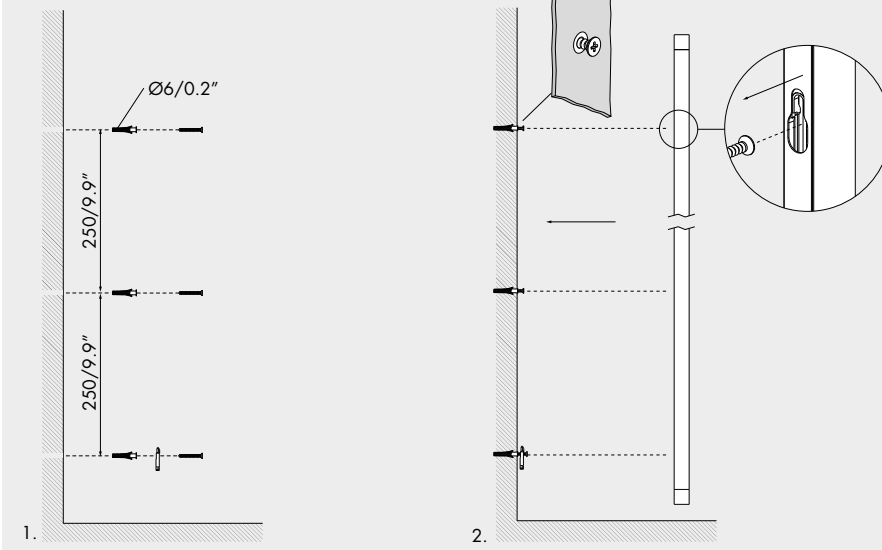
dry

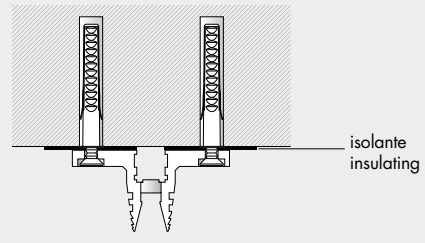
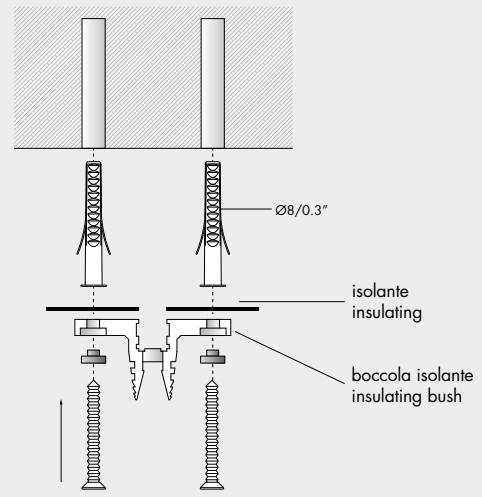
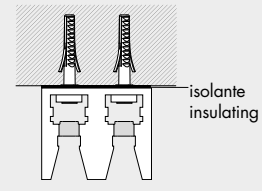
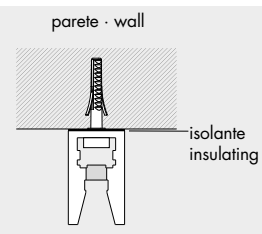
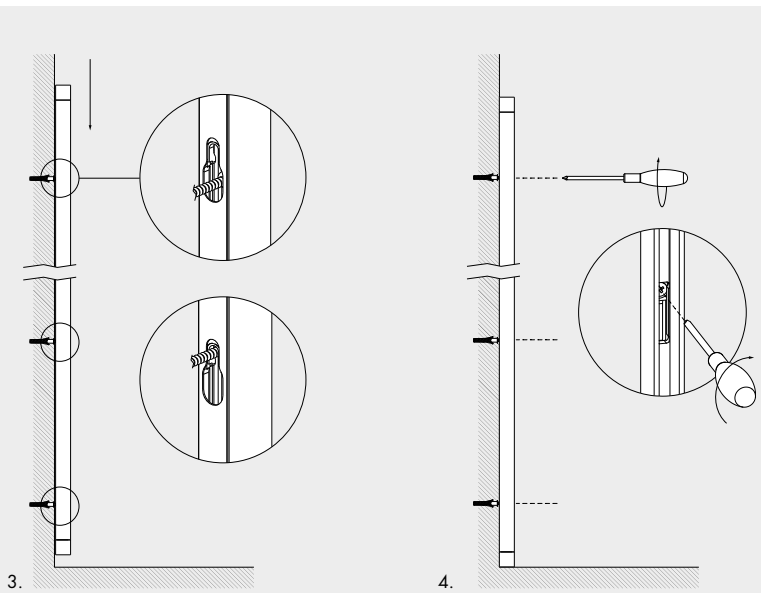


<b>Vb6.528.91</b>	nero · black	2000mm 2kg 78.7" 4.4lb
<b>Vb6.528.96</b>	nero · black	3000mm 3kg 118.1" 6.6lb

il fissaggio a parete del montantelettrico deve essere eseguito da personale qualificato utilizzando viti e tasselli adeguati al supporto di installazione. condizioni ambientali di funzionamento: temperatura ambiente max 35°C, umidità relativa max 80%.

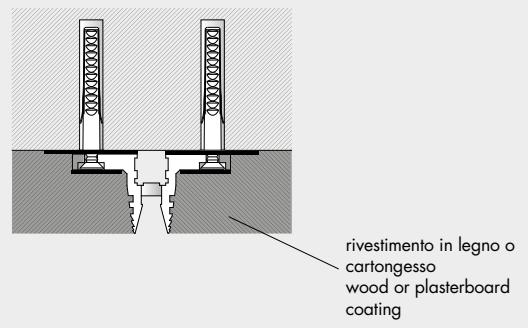
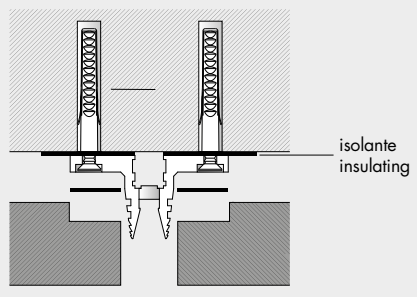
the montantelettrico wall fixing must be undertaken by qualified tradesmen. use appropriate screws and dowels for the installation support. ambient and operating conditions: ambient temperature max 35°C, relative humidity max 80%.

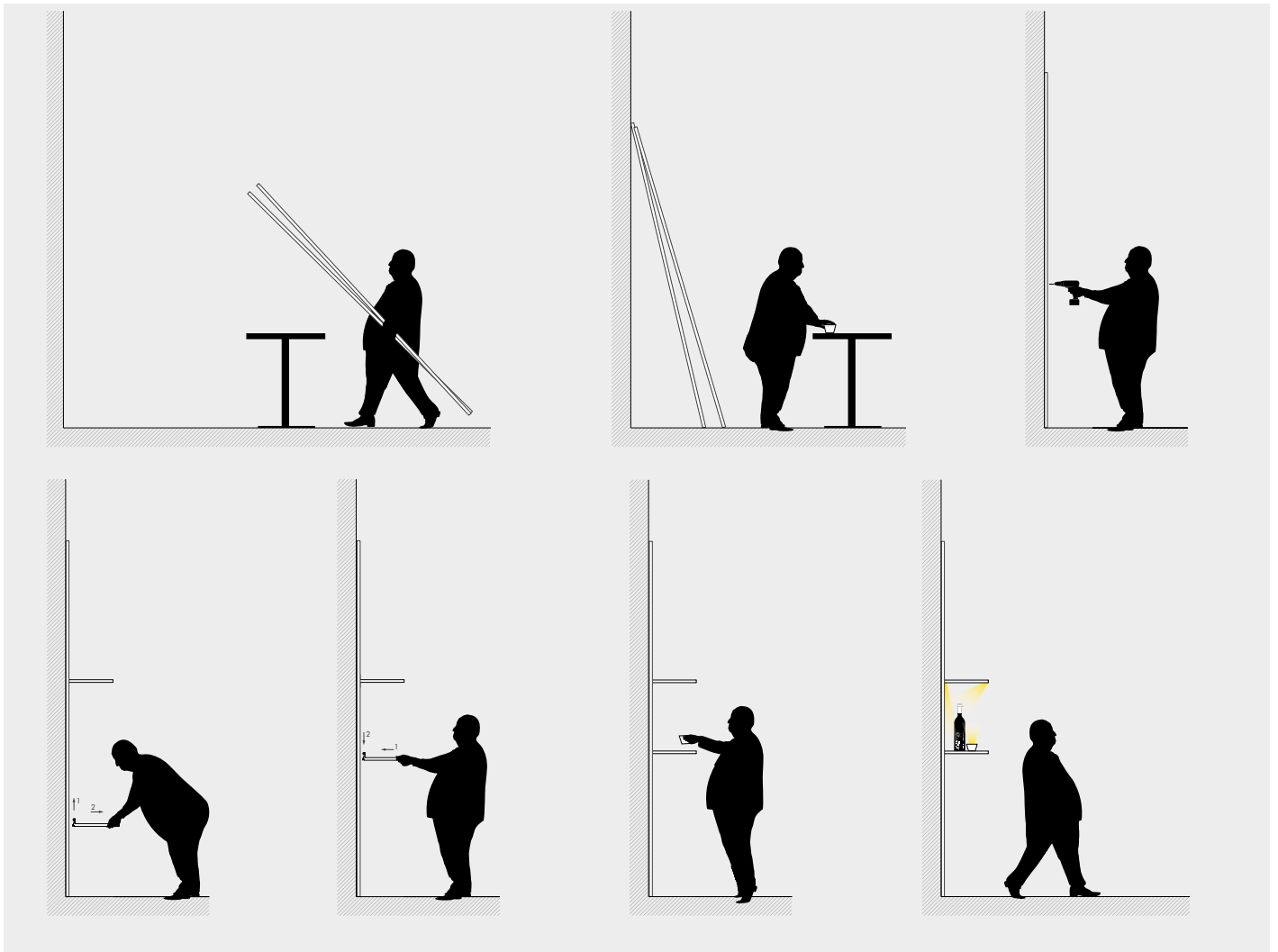




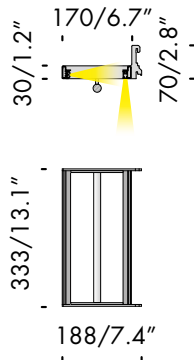
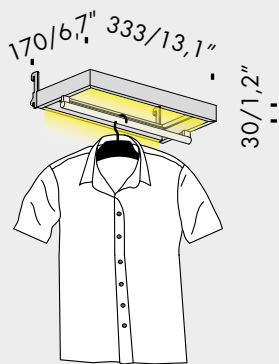
il fissaggio a parete del montantelettrico deve essere eseguito da personale qualificato utilizzando viti e tasselli adeguati al supporto di installazione.  
condizioni ambientali di funzionamento: temperatura ambiente max 35°C, umidità relativa max 80%.

the montantelettrico wall fixing must be undertaken by qualified tradesmen. use appropriate screws and dowels for the installation support.  
ambient and operating conditions: ambient temperature max 35°C, relative humidity max 80%.





men sole 170x333/02



**men sole 170x333/02** 24Vdc **title24** **dry**

- f6.529.03** appendiabiti alluminio lucido senza ripiano  
polished aluminium clothes hanger without shelf 3000K 8,6W 333mm 0,8kg  
13.1" 1.8lb
- f6.529.04** appendiabiti nero senza ripiano  
black clothes hanger without shelf 3000K 8,6W 333mm 0,8kg  
13.1" 1.8lb
- Vb6.529.10** appendiabiti ottone ap-s senza ripiano  
ottone ap-s clothes hanger without shelf 3000K 8,6W 333mm 0,8kg  
13.1" 1.8lb

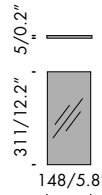
Ra	R9	ies tm/30		sdcM	Vf	lm/m	W/m	lm/W
95	90	Rf 93	Rg 102	step 2	24	1250	13	96
V0001	5,9	Ta25 °C		vita media · average life		50000 h	L80	B10



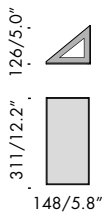
**componenti. components.**



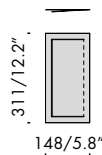
**f9.529.61** ripiano vetro  
glass shelf      extra chiaro  
extra-clear      311mm  
12.2"      0,6kg  
1.3lb



**f9.529.61.n** ripiano vetro  
glass shelf      nero  
black      311mm  
12.2"      0,7kg  
1.5lb



**f9.529.63** porta oggetti cromo  
roof chrome      nero  
black      311mm  
12.2"      1kg  
2.2lb



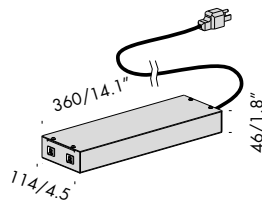
**f9.529.64** porta spezie cromo  
spices standing chrome      nero  
black      311mm  
12.2"      1kg  
2.2lb

**componenti. components.**

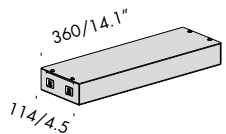
**120V/24Vdc**



**dry**



**t4.610.u** alimentatore j/box con cavo e spina  
j-box power supply with cord and plug      100W      0,2kg  
0.4lb



**t4.611.u** alimentatore j/box  
j-box power supply      100W      0,2kg  
0.4lb



## lettura delle tabelle tecniche how to read technical tables

XXXXXXXXXXXXXXXX				120V 50-60Hz [A]		wet	UL	UL US	i
a	b	c	d	damp	dry	UL	UL	pending	

XXXXXXXXXXXXXXXX				120V 50-60Hz [A]		wet	UL	UL US	i
Vbx.xxx.xx	nero55	3000K	35W	20°	0,8kg	1.8lb			

### componenti. components.

### accessori. accessories.

1	2	3	4	5	6	7	8	9	
Ra	R9	ies tm-30		sdcM	mA	V <sub>f (min)</sub>	lm	W	lm/W
98	98	Rf 96	Rg 103	step 1	350	27,6	1240	9,7	128
					500	27,9	1580	14,0	113
xm000	les19	● Ta25 °C	vita media · average life				50000 h	L80	B10

bandella tecnica. posizioni standard simbologie.  
data plate. standard arrangement of symbols.


a	nome apparecchio di illuminazione · light fitting name
b	tensione di alimentazione · supply rating (Volt)
c	frequenza di alimentazione · supply frequency (Hertz)
d	alimentatore incluso o escluso · power supply included or not included
e	classificazione ambiente di installazione · installation location rating
f	marchio di certificazione · safety and quality standards certification
g	peso netto · net weight (kg/lb)
h	codice · code
i	finiture · colours and finishes
l	temperatura colore sorgente elettronica colour temperature led source (Kelvin)
m	potenza della sorgente · source power (Watt)
n	gradi fascio luminoso · light beam degrees


componenti. identifica tutti gli elementi indispensabili per la corretta funzionalità e installazione dell'apparecchio di illuminazione.  
components. includes all items that are essential to the correct operation and installation of the light fitting.


accessori. si riferisce alle ulteriori parti installabili sull'apparecchio.  
accessories. refers to items that can be added to the light fitting.

1	indice di resa cromatica · colour rendering index
2	indice di resa del rosso · red colour rendering index
3	Rf indice di fedeltà colore · colour fidelity index Rg indice di saturazione colore · color gamut index
4	step di macadam · macadam step
5	corrente di alimentazione · power supply current
6	tensione di alimentazione · power supply voltage
7	flusso luminoso · light flux
8	potenza della sorgente · source power
9	efficienza della sorgente · source efficiency
10	codice sorgente elettronica Viabizzuno · Viabizzuno led source code
11	superficie emittente · light emitting surface (mm)
12	% flusso residuo a fine vita · end life % flux
13	% consentita sotto limite · allowed % under limit



 prodotto in conformità con le direttive nord americane sui soffioni doccia · produced in compliance with showerheads northamerican directives

 componente certificato per il mercato nord americano idoneo ad essere utilizzato e valutato come parte di in un sistema più complesso  
component approved for north american market and suitable to be used and approved as part of a more complex system

 prodotto finito idoneo per essere commercializzato nel mercato nord americano · listed product suitable for the north american market

 prodotto finito idoneo per essere commercializzato nel mercato nord americano · listed product suitable for the north american market

**type ic** apparecchio di illuminazione ad incasso progettato per funzionare a contatto con materiale isolante.  
recessed luminaire designed to work in contact with thermal insulation.

**type non-ic** apparecchio di illuminazione ad incasso progettato per funzionare in intercapedini che abbiano una certa distanza da materiali isolanti.  
recessed luminaire designed to work in cavities that have a minimum dimensions and spacings to thermal insulation.

**title24** prodotto conforme allo standard title24 · product compliant with title24 standard

vetro opalino · opal glass

vetro sabbato · sanded glass

vetro nero fumè · black smoke glass

vetro trasparente · transparent glass

vetro bianco latte · white milk glass

cristallo · crystal

policarbonato opalino · opal polycarbonate diffuser

carrabile · drive over

alimentatore incluso · power supply included

alimentatore escluso · power supply not included

alimentatore remoto incluso · remote power supply included

alimentatore elettronico con controllo intelligente incluso · electronic power supply with smart control included

alimentatore elettronico con controllo intelligente incluso, da installare remoto · electronic power supply with smart control included, to be installed remotely

alimentatore a spina incluso · plug power supply included







trasformatore incluso · transformer included

kit di cablaggio incluso · wiring kit not included

kit di cablaggio escluso · wiring kit not included

lampadina con sorgente elettronica led, ad incandescenza, alogena o fluorescente inclusa.  
bulb with led electronic source, incandescent, halogen or fluorescent included.



-  lampadina con sorgente elettronica led, ad incandescenza, alogena o fluorescente esclusa.  
bulb with led electronic source, incandescent, halogen or fluorescent not included.
-  propulsore dinamico n55 incluso · included
-  attenzione: sorgente luminosa led. non guardare mai direttamente a occhio nudo · attention: led light source. never look straight without eye protection
-  peso netto · net weight (kg)
-  possibilità di combinazione tra interfaccia n55, propulsore dinamico n55 e lampadina n55 · possible combination between n55 interface, propulsore dynamic
- l.d.** luce diretta · direct light
- l.i.** luce indiretta · indirect light
-  disponibile su · available on *Viabizzuno applight* [www.Viabizzuno.com](http://www.Viabizzuno.com) *Viabizzuno online*

