

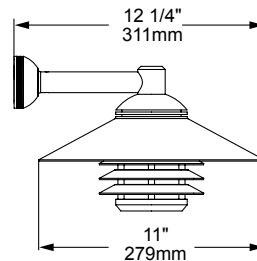


Fixture Type Exterior Wall
Materials Copper & Brass
Finish Copper & Brass
*consult factory for other finishes

Lamp Type LED
Lamp Quantity 1
Lamp Included Yes
Wattage 16 W
Input Voltage 12 V
Delivered Lumens n/a
Kelvin Temperature 2700 K
CRI 80
Power S Type Driver
Power S Quantity 1
Power S Location Remote
Dimming Type MLV

Designer: AURORA

Listings UL
WET





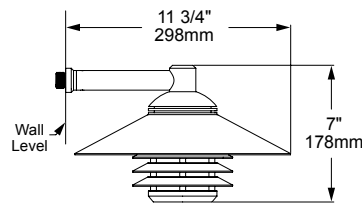
LWM350-C11-BLP

The LWM350 series of LED Wall Sconces are the latest addition to our line of innovative and exquisite wall mount luminaires. This series is available in four elegant shade designs and two progressive sizes. Its timeless design enhances architecture and garden elements such as pergolas or gazebos. The LWM Provides design continuity when used in conjunction with our LBD Bollard and LML Pendant series luminaires, whose quality of materials and craftsmanship are exclusive to Auroralight.

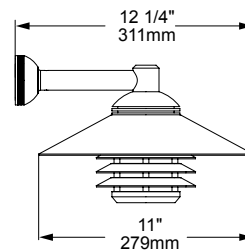
See LWM250 for additional size and configuration options.

Features include:

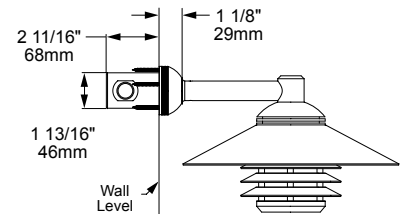
- 16 Watts
- Cree XLAMP® Extreme High Power (XHP) LED
- 2700K or 3000K (80 CRI)
- Thermally Integrated® w/ Copper Core Technology®
- 12V Integral Constant Current Driver (Remote 12V AC/DC Transformer Required)
- Dimmable to <10% (TRIAC/Forward Phase) via Compatible Transformer
- Compatible w/ 12V AC/DC MLV or ELV Transformers
- Solid Copper and Brass Construction



Standard Configuration



With optional MWM



With optional MJB

COPPER CORE TECHNOLOGY®

Copper Core® is a registered trademark of Auroralight. It is synonymous with the mark of quality and integrity. It means that our products are built upon a superior foundation of Solid Copper, ensuring every critical part functions seamlessly together Thermally integrated® one component to the next. Auroralight manufactured without compromise, engineered with passion, in the USA.



12V



THERMALLY INTEGRATED



ORDERING GUIDE: ^{Prefix} **LWM350-C11** L (LED) WM (WALL MOUNT) 350 (SERIES) C (CONICAL) 11 (INCHES)

□ INDICATES REQUIRED FIELD □ INDICATES OPTIONAL FIELD ✓ INCLUDED [_] QUICK SPEC (See Below)

QUICK SPEC SKU LWM350-C11-27-NAT



LED COLOR ✓

- [27]** 2700K, 80 CRI
- [30]** 3000K, 80 CRI

NOTE: For other CCT and CRI options, contact factory

MOUNT

- [MWM]** Micro Wall Mount
- [MJB]** Micro Wall Mount w/ Micro J-Box Provides 3 ports for multi-conduit entries
- [CP4-BR]** 4" Cover Plate
- [CP45-BR]** 4 1/2" Cover Plate
- [MC45]** 4 1/2" Mount Canopy
- [PC-60-1]** Power Canopy (Inc. 60W 120-12V trans.)
- [SMJB]** 3 1/2" Surface Mount J-Box

FINISH

- Standard:
- [NAT]** Natural ✓
- Plus (\$):
- [BLP]** Bronze Living Patina
 - [BLP-XD]** BLP Extra Dark
- Premium (\$\$\$):
- [NI]** Nickel PVD
 - [PVD]** PVD Color (Contact Factory for Color Options)



Mounting Height - 10 Feet

