



Fixture Type  
Materials  
Finish

Garden Fixture  
Glass & Aluminium  
Night black

Lamp Type  
Lamp Quantity  
Lamp Included  
Wattage  
Input Voltage  
Delivered Lumens  
Kelvin Temperature  
CRI  
Power S Type  
Power S Quantity  
Power S Location  
Dimming Type

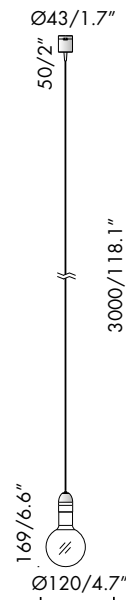
LED  
1  
Yes  
5.6 W  
24 VDC  
586  
3000 K  
98  
Driver  
Up to 13 fixtures  
Remote  
0-10 V

Designer:

Viabizzuno

Listings

ETL  
WET  
UL



# Iula


## CATENARIA DI LUCE SERPENTINE

ITEM # LLVb6.576.20 + LLa8.576.03.u



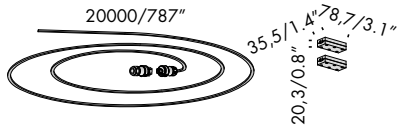
*sistema di illuminazione a sospensione per esterni.  
realizzato con apparecchi di illuminazione orientabili e fissi in alluminio ossidato  
e verniciato a polvere.  
eventuali irregolarità del vetro sono garanzia di un prodotto unico, soffiato e realizzato  
interamente a mano da maestri vetrai.  
cavo di sospensione di sezione 13x4mm/0.5x0.2''  
con conduttori 2x1,5mm<sup>2</sup> lunghezza 20000mm/787''  
cablati con sorgente elettronica 3000K Ra95 5,6W 586lm.  
alimentatore 120-277V 24Vdc escluso, da installare remoto.  
accessori: morsetto/tirante per sospensione, connettori m/f per alimentazione.  
finiture: nero notte.*

wet location rated suspension light fitting for outdoor use.  
made of oxidised and powder coated aluminium adjustable and fixed light fittings.  
any irregularities in the glass are a guarantee of an unique product, blown and  
entirely hand crafted by master glassmakers.  
13x4mm/0.5x0.2'' section suspension cable with 2x1,5 mm<sup>2</sup> conductors of  
20000mm/787'' length.  
wired with 3000K Ra95 5.6W 586lm led source.  
120-270V 24Vdc power supply not included, to be installed remotely.  
accessories: clip/suspension tie-rod, m/f connectors for power supply.  
finishes: night black.



Iula, LLC  
2361-B S. Robertson Blvd.  
Los Angeles, CA. 90032  
424.333.0054  
info@iula.biz





catenaria di luce serpentine		24Vdc			wet		
------------------------------	--	-------	--	--	-----	--	--

<b>a8.576.03.u</b>	nero · black	20000mm 787"	2x1,5mm <sup>2</sup>	3,2kg 71kb
--------------------	--------------	-----------------	----------------------	---------------

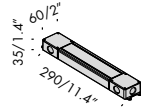
kit Ø120		24Vdc		wet			
----------	--	-------	--	-----	--	--	--

<b>Vb6.576.20</b>	fisso con vetro trasparente fixed with transparent glass	nero notte night black	3000K	0,3kg 0.7lb
-------------------	---	---------------------------	-------	----------------

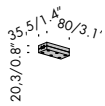
<b>Vb6.576.35</b>	sospensione con vetro trasparente suspension with transparent glass	nero notte night black	3000K	0,5kg 1.1lb
-------------------	--	---------------------------	-------	----------------

Ra	R9	ies tm-30		sdc	mA	V <sub>f (min)</sub>	lm	W	lm/W
98	95	Rf 95	Rg 100	step 2	350	16,0	586	5,6	105
cd041	les6 ●	Ta25 °C		vita media · average life			50000 h	L70 B10	

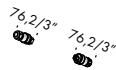




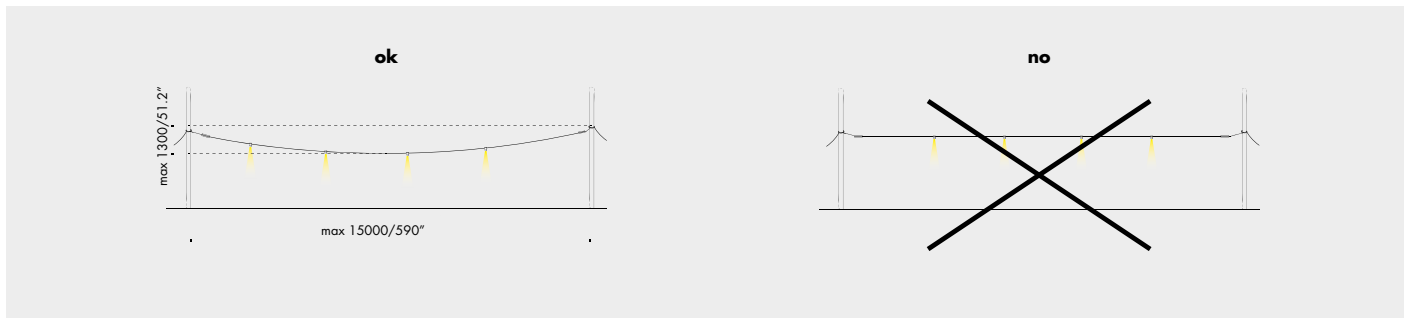
alimentatori. power supplies.	120-277V		damp		
<b>t4.630.u</b>	24V	dimm. 0-10V	96W	0,8kg	1.8lb



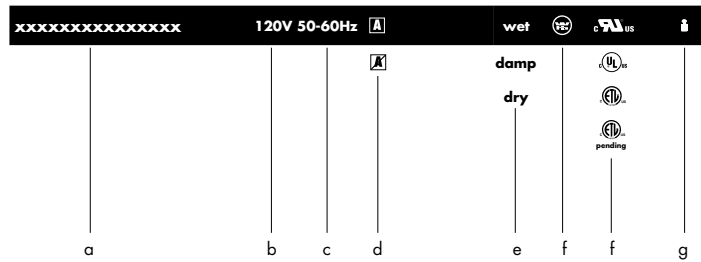
accessori. accessories.		
<b>a9.576.81</b> morsetto/tirante per sospensione nero notte clip/suspension tie-rod night black	2 pz · pcs	0,3kg 0.7lb



<b>a9.576.93</b> connettori m/f per alimentazione m/f connectors for power supply	0,3kg 0.7lb
---	----------------

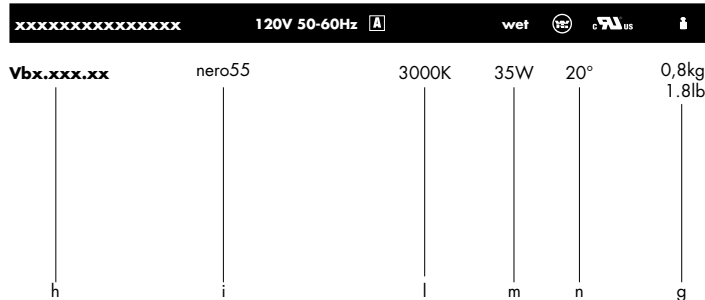


### lettura delle tabelle tecniche how to read technical tables



bandella tecnica. posizioni standard simbologie.  
data plate. standard arrangement of symbols.

a	nome apparecchio di illuminazione · light fitting name
b	tensione di alimentazione · supply rating (Volt)
c	frequenza di alimentazione · supply frequency (Hertz)
d	alimentatore incluso o escluso · power supply included or not included
e	classificazione ambiente di installazione · installation location rating
f	marchio di certificazione · safety and quality standards certification
g	peso netto · net weight (kg/lb)
h	codice · code
i	finiture · colours and finishes
l	temperatura colore sorgente elettronica colour temperature led source (Kelvin)
m	potenza della sorgente · source power (Watt)
n	gradi fascio luminoso · light beam degrees

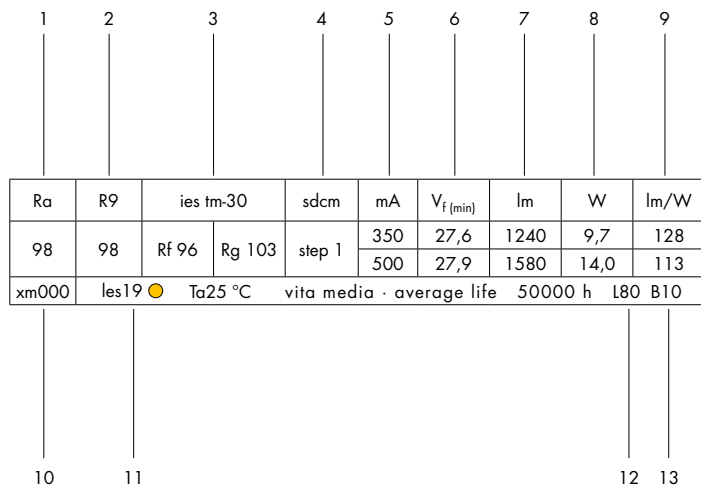


### componenti. components.

componenti. identifica tutti gli elementi indispensabili per la corretta funzionalità e installazione dell'apparecchio di illuminazione.  
components. includes all items that are essential to the correct operation and installation of the light fitting.


### accessori. accessories.


accessori. si riferisce alle ulteriori parti installabili sull'apparecchio.  
accessories. refers to items that can be added to the light fitting.




1	indice di resa cromatica · colour rendering index
2	indice di resa del rosso · red colour rendering index
3	Rf indice di fedeltà colore · colour fidelity index Rg indice di saturazione colore · color gamut index
4	step di macadam · macadam step
5	corrente di alimentazione · power supply current
6	tensione di alimentazione · power supply voltage
7	flusso luminoso · light flux
8	potenza della sorgente · source power
9	efficienza della sorgente · source efficiency
10	codice sorgente elettronica Viabizzuno · Viabizzuno led source code
11	superficie emittente · light emitting surface (mm)
12	% flusso residuo a fine vita · end life % flux
13	% consentita sotto limite · allowed % under limit



 prodotto in conformità con le direttive nord americane sui soffioni doccia · produced in compliance with showerheads northamerican directives

 componente certificato per il mercato nord americano idoneo ad essere utilizzato e valutato come parte di in un sistema più complesso  
component approved for north american market and suitable to be used and approved as part of a more complex system

 prodotto finito idoneo per essere commercializzato nel mercato nord americano · listed product suitable for the north american market

 prodotto finito idoneo per essere commercializzato nel mercato nord americano · listed product suitable for the north american market

**type ic** apparecchio di illuminazione ad incasso progettato per funzionare a contatto con materiale isolante.  
recessed luminaire designed to work in contact with thermal insulation.

**type non-ic** apparecchio di illuminazione ad incasso progettato per funzionare in intercapedini che abbiano una certa distanza da materiali isolanti.  
recessed luminaire designed to work in cavities that have a minimum dimensions and spacings to thermal insulation.

**title24** prodotto conforme allo standard title24 · product compliant with title24 standard

vetro opalino · opal glass

vetro sabbato · sanded glass

vetro nero fumè · black smoke glass

vetro trasparente · transparent glass

vetro bianco latte · white milk glass

cristallo · crystal

policarbonato opalino · opal polycarbonate diffuser

carrabile · drive over

alimentatore incluso · power supply included

alimentatore escluso · power supply not included

alimentatore remoto incluso · remote power supply included

alimentatore elettronico con controllo intelligente incluso · electronic power supply with smart control included

alimentatore elettronico con controllo intelligente incluso, da installare remoto · electronic power supply with smart control included, to be installed remotely

alimentatore a spina incluso · plug power supply included

trasformatore incluso · transformer included

kit di cablaggio incluso · wiring kit not included

kit di cablaggio escluso · wiring kit not included

lampadina con sorgente elettronica led, ad incandescenza, alogena o fluorescente inclusa.  
bulb with led electronic source, incandescent, halogen or fluorescent included.





lampadina con sorgente elettronica led, ad incandescenza, alogena o fluorescente esclusa.  
bulb with led electronic source, incandescent, halogen or fluorescent not included.



propulsore dinamico n55 incluso · included



attenzione: sorgente luminosa led. non guardare mai direttamente a occhio nudo · attention: led light source. never look straight without eye protection



peso netto · net weight (kg)



possibilità di combinazione tra interfaccia n55, propulsore dinamico n55 e lampadina n55 · possible combination between n55 interface, propulsore dinamic

**I.d.**

luce diretta · direct light

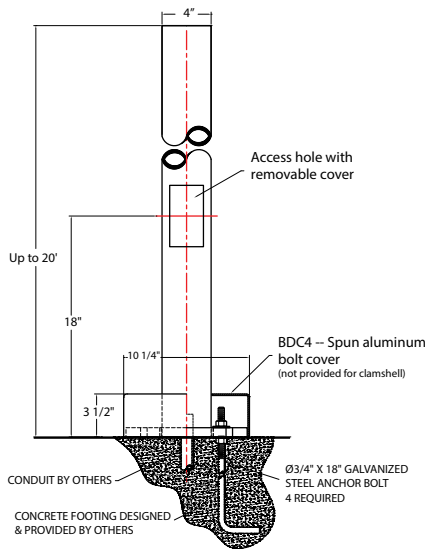
**I.i.**

luce indiretta · indirect light

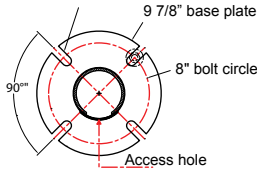


disponibile su · available on *Viabizzuno applight* [www.Viabizzuno.com](http://www.Viabizzuno.com) *Viabizzuno online*





Mounting slot for Ø3/4" anchor bolt. 4 required



### MOUNTING DETAIL

Various heights and fixture configurations may require a different bolt circle. Consult factory for specific bolt circle required.

### Material

Aluminum pole bases and base plates shall be cast from 356 aluminum alloy. Shafts shall be extruded 6061-T6 aluminum. Available in 3", 4" or 5" diameter. Wall thickness 0.125" or 0.188" or 0.250.

### Mounting

Four anchor bolts provided are 3/4"x18". Anchor bolts, nuts and washers are hot dipped galvanized steel. Spun aluminum bolt cover provided.

### Access

All poles are provided with a hand access opening and cover. Hand hole cover is secured by two stainless steel machine screws. (Tamper-proof screws provided upon request).

### Grounding

All poles are provided with an aluminum grounding lug integrated to inner wall of shaft, 180 degrees to hand hole. Grounding lug is drilled and tapped to accommodate 1/4"-20 stainless steel machine screw.

### Pole Height

Maximum pole height is 20-feet.

### Accessories

Banner arms, ladder rests, signage, flag pole holder and GFI receptacles are optional.

### Catalog Logic

**BD3S10.125** - **BAA** - **CCS1902** - **41**  
 Pole                      Accessory                      Clamshell                      Finish

### Catalog Number



















See page 2 for more ordering info

1	Item Number	OD	Height	Wall	80 MPH	100 MPH
	BD3S3	3	3	0.125	10.10	6.20
	BD3S4	3	4	0.125	9.20	5.30
	BD3S5	3	5	0.125	8.00	4.70
	BD3S6	3	6	0.125	6.90	4.00
	BD3S7	3	7	0.125	6.00	3.60
	BD3S8	3	8	0.125	5.20	3.00
	BD3S9	3	9	0.125	4.50	2.60
	BD3S10	3	10	0.125	3.90	2.00
	BD3S11	3	11	0.125	3.40	1.70
	BD3S12	3	12	0.125	2.90	1.30
	BD4S3	4	3	0.125	27.60	17.50
	BD4S4	4	4	0.125	22.10	14.00
	BD4S5	4	5	0.125	19.90	12.60
	BD4S6	4	6	0.125	17.70	11.25
	BD4S7	4	7	0.125	16.00	10.10
	BD4S8	4	8	0.125	14.20	9.00
	BD4S9	4	9	0.125	12.00	7.60
	BD4S10	4	10	0.125	10.10	6.20
	BD4S11	4	11	0.125	8.80	5.30
	BD4S12	4	12	0.125	7.50	4.40
	BD4S13	4	13	0.125	6.00	3.50
	BD4S14	4	14	0.125	5.50	2.70
	BD4S5	4	5	0.188	33.10	21.00
	BD4S6	4	6	0.188	29.50	18.70
	BD4S7	4	7	0.188	27.60	16.80
	BD4S8	4	8	0.188	23.60	15.00
	BD4S9	4	9	0.188	20.00	12.60
	BD4S10	4	10	0.188	16.80	10.30
	BD4S11	4	11	0.188	14.60	8.80
	BD4S12	4	12	0.188	12.50	7.30
	BD4S13	4	13	0.188	10.00	5.80
	BD4S14	4	14	0.188	9.10	4.50
	BD4S15	4	15	0.188	8.10	3.60
	BD4S16	4	16	0.188	7.20	2.80
	BD5S6	5	6	0.125	30.00	19.30
	BD5S7	5	7	0.125	27.10	17.40
	BD5S8	5	8	0.125	24.00	15.50
	BD5S9	5	9	0.125	21.60	13.90
	BD5S10	5	10	0.125	19.20	12.40
	BD5S11	5	11	0.125	17.10	10.80
	BD5S12	5	12	0.125	15.00	9.30
	BD5S13	5	13	0.125	12.80	8.10
	BD5S14	5	14	0.125	11.50	7.00
	BD5S15	5	15	0.125	10.10	6.00
	BD5S16	5	16	0.125	8.80	5.10
	BD5S17	5	17	0.125	7.70	4.30
	BD5S18	5	18	0.125	6.80	3.60
	BD5S19	5	19	0.125	5.70	2.80
	BD5S20	5	20	0.125	4.70	2.20
	BD5S7	5	7	0.188	32.80	25.70
	BD5S8	5	8	0.188	29.30	22.80
	BD5S9	5	9	0.188	26.40	20.50
	BD5S10	5	10	0.188	23.50	18.20
	BD5S11	5	11	0.188	21.00	16.40
	BD5S12	5	12	0.188	18.60	14.60
	BD5S13	5	13	0.188	16.70	13.00
	BD5S14	5	14	0.188	14.80	11.40
	BD5S15	5	15	0.188	13.30	10.40



























BD5S16	5	16	0.188	11.80	9.00
BD5S17	5	17	0.188	10.50	7.90
BD5S18	5	18	0.188	9.20	6.80
BD5S19	5	19	0.188	8.20	5.90
BD5S20	5	20	0.188	7.20	5.00

## 2 ACCESSORIES

<b>GF115</b>	(15 amp GFCI receptacle outlet)	
<b>GF120</b>	(20 amp GFCI receptacle outlet)	
<b>GFI-WPU</b>	(20 amp GFCI receptacle with weather proof in-use cover)	
<b>BAA</b>	(Cast Banner Arm A for 24" wide banner)	
<b>BAB</b>	(Cast Banner Arm B for 30" wide banner)	
<b>BAC</b>	(Cast Banner Arm C for 30" wide banner)	
<b>LR1</b>	(Cast Ladder Rest 1)	
<b>LR3</b>	(Cast Ladder Rest 3)	
<b>LR4</b>	(Cast Ladder Rest 4)	
<b>LR5</b>	(Cast Ladder Rest 5)	
<b>SIGN A</b>	(Cast Sign A; 30" x 9", 8 letters/numbers on one line; requires Banner Arm to hang)	
<b>SIGN B</b>	(Cast Sign B; 31" x 7", 12 letters/numbers on one line; requires Banner Arm to hang)	
<b>SIGN C</b>	(Cast Sign C; 27" x 11", two rows of 8 letters/numbers on each line, requires Banner Arm to hang)	
<b>SIGN D</b>	(Cast Sign D; 11" x 6 1/2", 4 letters/numbers on one line)	
<b>SIGN E</b>	(Cast Sign E; comes with pole clamp, 24 1/2" x 6", 9 letters/numbers on one line)	
<b>FPH1</b>	(Flag Pole Holder)	
<b>TP</b>	(Tamper Proof Screws)	
<b>BDC</b>	(Spun Aluminum Bolt cover)	
<b>SBDC</b>	(Split Bolt Cover)	

## 3 2-PIECE CLAMSHELLS

CCS0300		CCS1302		CCS2902	
CCS0509		CCS1501		CCS2903	
CCS0701		CCS1502		CCS5301	
CCS0702		CCS1504		CCS5401	
CCS0900		CCS1509		CCS5509	
CCS1100		CCS1607		CCS6303	
CCS1201		CCS1608		CCS6502	
CCS1301		CCS1902		CCS9103	

## 4 FINISHES

\*Premium and Marine Grade Finish have additional charges

Standard Colors	Standard Grade	Marine Grade*	Standard Colors	Standard Grade	Marine Grade*
Aspen Green	10	10M	Architectural Bronze	51	51M
Cantaloupe	11	11M	Patina Verde	52	52M
Lilac	12	12M	Copper Clay	53	53M
Putty	13	13M	Silver	56	56M
Raw Unfinished	40	NA	Black Verde	61	61M
Black	41	41M	Painted Chrome	70	70M
Forest Green	42	42M	Painted Copper	71	71M
Bright Red	43	43M	Textured Black	72	72M
White	44	44M	Matte Black	73	73M
Bright Blue	45	45M	Textured Architectural Bronze	76	76M
Sunny Yellow	46	46M	Textured White	77	77M
Aqua Green	47	47M	Textured Silver	78	78M
Galvanized	49	NA	<b>PREMIUM FINISH</b>	Premium Grade*	Marine Grade*
Navy	50	50M	Carbon Graphite	96	96M
			Wood Grain	99	NA

Consult Factory for additional paint charges and availability.

### Finish

A polyester powder coat high quality finish is electro-statically applied and baked at 430° for exceptional durability and color retention. Products undergo an intensive five-step cleansing and pretreatment process for maximum paint adhesion.

Marine grade finish provides superior salt, humidity, and UV protection. This coating withstands up to 3000 hours of continuous salt spray, comes with a 5-year warranty and is available in either a textured or gloss surface.

